



**NEO CONVENT SR. SEC SCHOOL**

**CLASS III (2023-2024)**

**HOLIDAYS HOMEWORK**

**HURRAY!**

**IT'S TIME FOR FUN AND PLAY!**

**IT'S TIME FOR  
HOLIDAYS!!**

Longer days and shorter  
nights Dark shades &  
brighter lights Favourite  
music & best friends Keep  
away pencils keep away  
pens.

Make these days the time  
of your life and make the  
nights just as right.

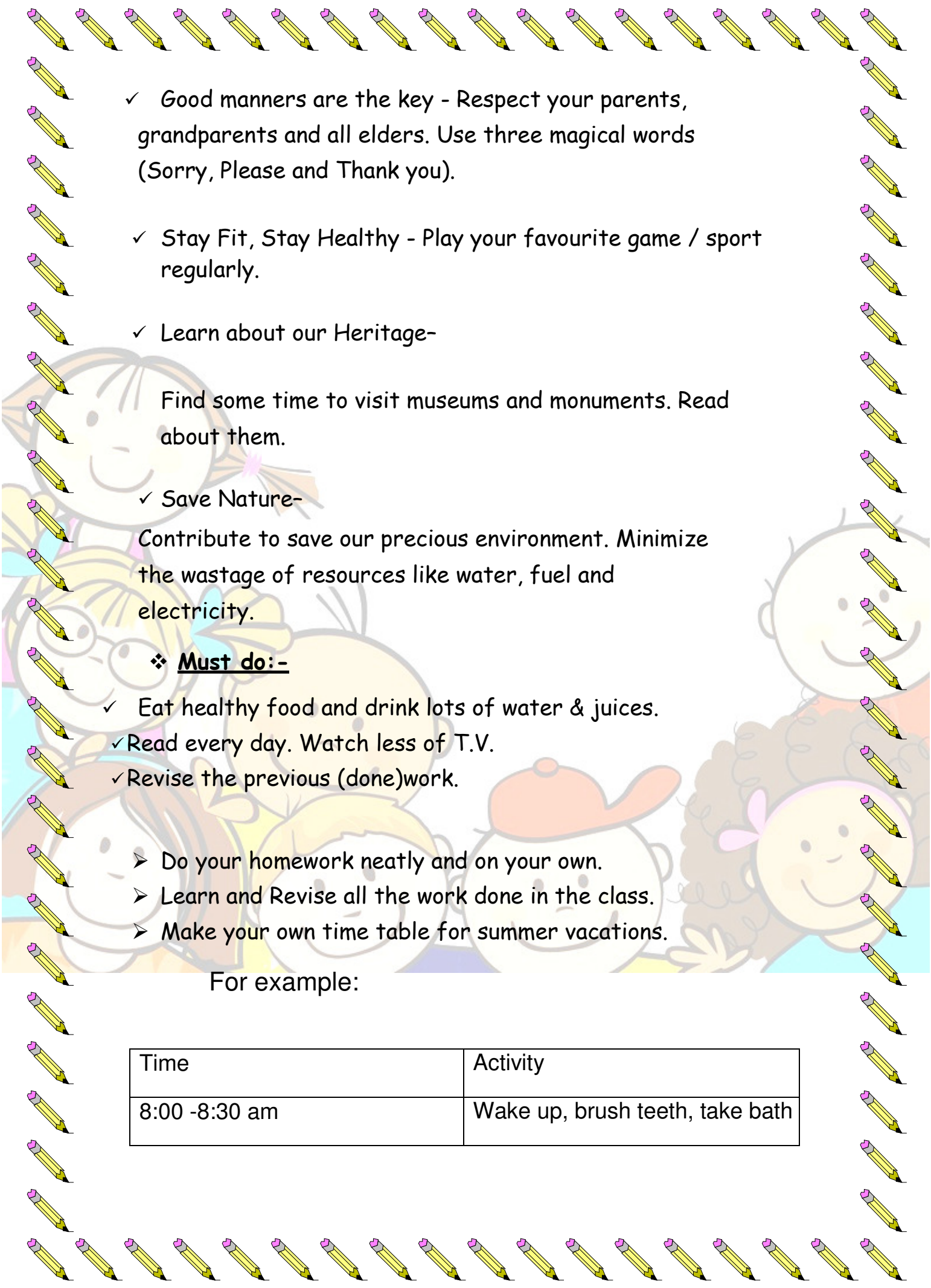
This time only comes once a  
year

So, live it up without inhibition  
and fear.

This summer break try and make  
a difference



- ✓ Appreciate Nature - Go for long walks in a park or garden with your family and friends.



✓ Good manners are the key - Respect your parents, grandparents and all elders. Use three magical words (Sorry, Please and Thank you).

✓ Stay Fit, Stay Healthy - Play your favourite game / sport regularly.

✓ Learn about our Heritage-

Find some time to visit museums and monuments. Read about them.

✓ Save Nature-

Contribute to save our precious environment. Minimize the wastage of resources like water, fuel and electricity.

❖ **Must do:-**

✓ Eat healthy food and drink lots of water & juices.

✓ Read every day. Watch less of T.V.

✓ Revise the previous (done) work.

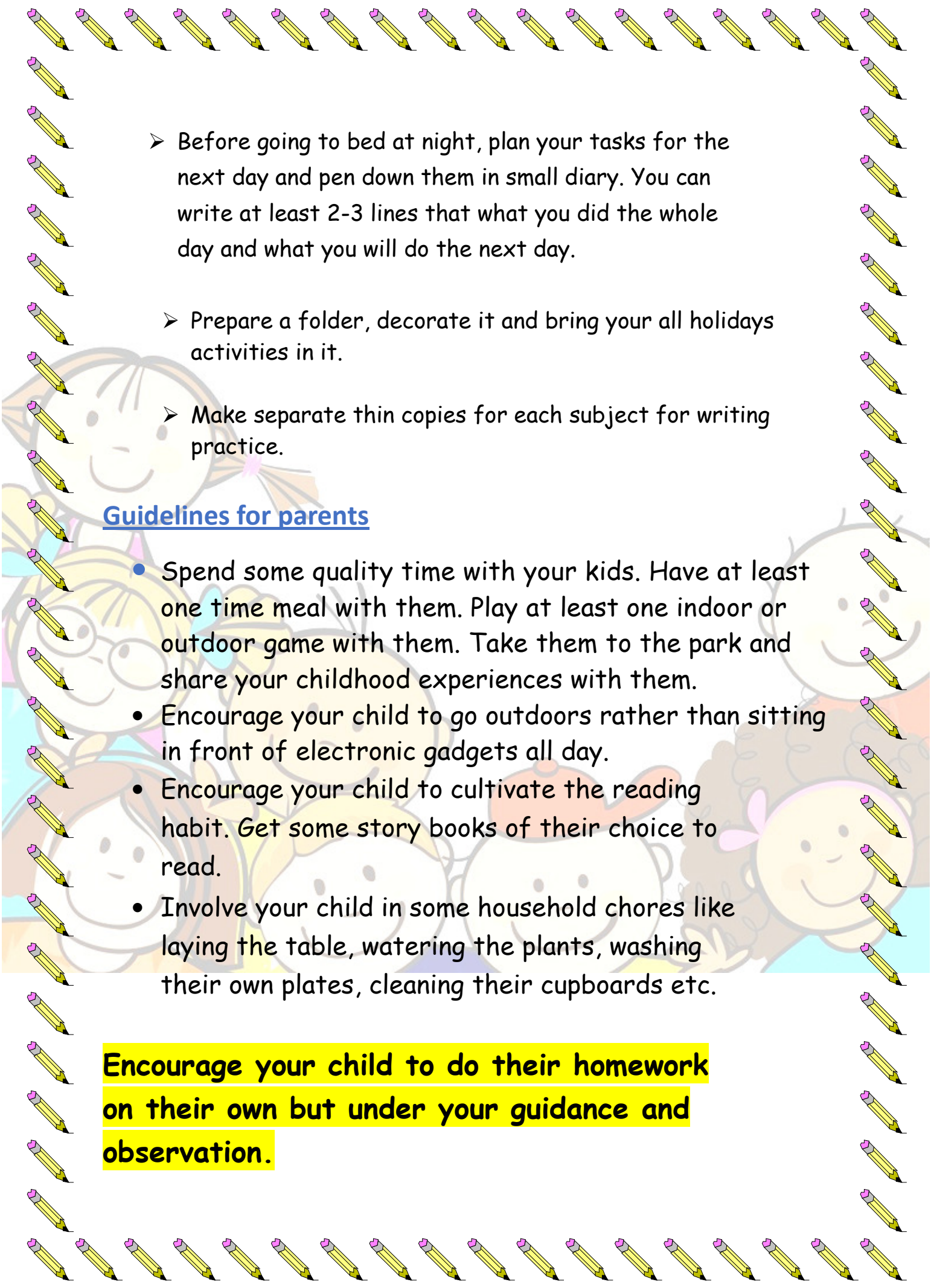
➤ Do your homework neatly and on your own.

➤ Learn and Revise all the work done in the class.

➤ Make your own time table for summer vacations.

For example:

Time	Activity
8:00 -8:30 am	Wake up, brush teeth, take bath

- 
- Before going to bed at night, plan your tasks for the next day and pen down them in small diary. You can write at least 2-3 lines that what you did the whole day and what you will do the next day.
  - Prepare a folder, decorate it and bring your all holidays activities in it.
  - Make separate thin copies for each subject for writing practice.

### Guidelines for parents

- Spend some quality time with your kids. Have at least one time meal with them. Play at least one indoor or outdoor game with them. Take them to the park and share your childhood experiences with them.
- Encourage your child to go outdoors rather than sitting in front of electronic gadgets all day.
- Encourage your child to cultivate the reading habit. Get some story books of their choice to read.
- Involve your child in some household chores like laying the table, watering the plants, washing their own plates, cleaning their cupboards etc.

**Encourage your child to do their homework on their own but under your guidance and observation.**



# ENGLISH

1. Make a handwriting practice notebook and write a paragraph once a week on the given topics-

- My plans for summer vacation
- How I celebrated Mother's day
- The day I made my parents proud
- Importance of healthy life
- My inspiration
- My hobby

2. A newspaper is a periodical publication containing written information about current events and is often typed in blank ink with a white or grey background. Let's enjoy our summer vacation by making a colorful newspaper (3-4 pages) of our own. You can collect/paste pictures and write information about -

- Tourist places
- My role model
- Moral values based on stories
- News

Create one special page in which you can mention about few future gadgets which can be of great help to us in the year 2050. Use A-3 size sheets to make the newspaper.

3. Collect information about any two of the following personalities

- a) Deepa Malik - Athlete
- b) Mother Teresa - Social worker
- c) Saina Nehwal - Badminton player
- d) Medha Patkar - Social Activist

Paste pictures and write about their life achievements on attractive cut-outs from A-4 size sheet.

4. Describe a person- On an A-4 size sheet describe any three persons and also paste their picture-

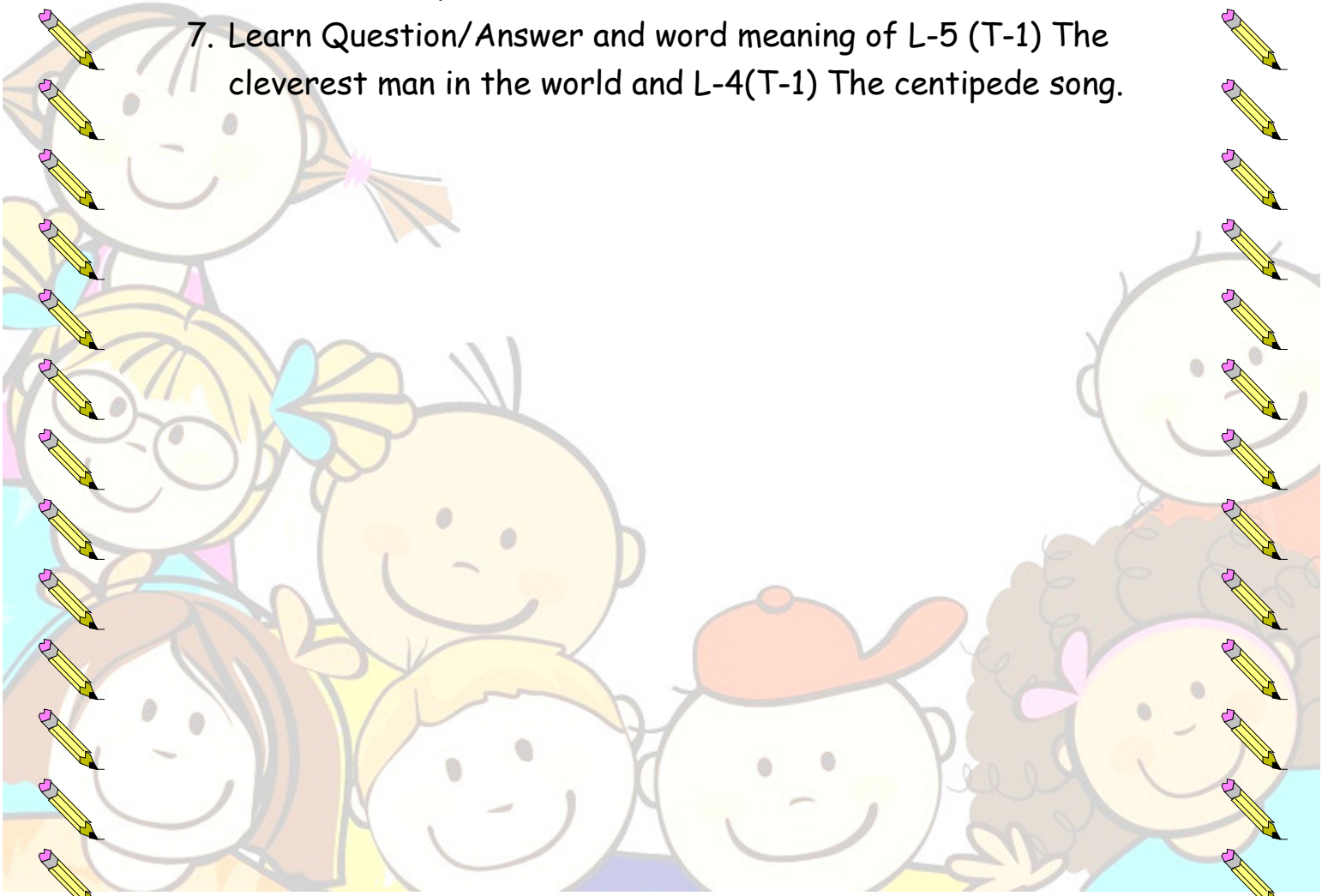
- Any one family member

- 
- One best friend
  - Your favourite teacher

5. Read any 2 stories from Aesop's fable and on A-4 size sheet find out and categories nouns- common and proper noun from the story, describing words used in the story and also write the moral learnt.


6. Inculcate the habit of speaking in English with your family members and friends.

7. Learn Question/Answer and word meaning of L-5 (T-1) The cleverest man in the world and L-4(T-1) The centipede song.





## MATHEMATICS

- Revise tables 2 to 15 and do the practice of Roman Numbers ( 1 to 10)
  - Practice 5 sums of each of all 4 operations add, subtract, multiply and divide every week ( in 3 in 1 copy )
  - Make a paper clock showing second hand, minute hand and hour hand.
  - Write the year of birth of all your family members, now write those numbers successor, Predecessor, number name and expanded form on A-4 size sheet.
  - Draw 5 solid shapes on coloured A-4 size sheets and write the number of faces, edges, vertices have.
- 



# SOCIAL STUDIES

**\* Note-Read the chapters (T1) L-6 India-Rivers and climate(except stages of river (T1) L-7 the states of India. Write the answers of the following questions.**

Q.1 Fill in the blanks.

- (a) The capital of Mizoram is \_\_\_\_\_.
- (b) The river that starts from the mountain is a \_\_\_\_\_.
- (c) India has been divided into \_\_\_\_\_ states.
- (d) \_\_\_\_\_ is a distributary of the Ganga.

Q.2 Unscramble the letters.

- (a) MASAS \_\_\_\_\_
- (b) MUNYAA \_\_\_\_\_
- (c) YRIAN SANESO \_\_\_\_\_
- (d) SMKIKI \_\_\_\_\_
- (e) GGNAAL \_\_\_\_\_

Q.3 How many types of rivers are there? Explain with example.

Q.4 In which continent is India located?

Q.5 Write three uses of rivers.

Q.6 List the union territories of India along with its capital and places of interest.

Q.7 Name the neighbouring countries of India.

Q.8 Write short note on the following main rivers of India.

- (a) The Ganga
- (b) The Brahmaputra
- (c) The Indus



## Project Work

**\* Instructions: Make a project along with a file.**

Roll No. (1-15): On the Physical map of India Draw the Northern Indian Rivers and explain the importance of rivers.

Roll No.(16-30): Mark Ten states (Bihar, Gujarat, Goa, Madhya Pradesh, Maharashtra, Punjab, Rajasthan, Sikkim, Tamil Nadu, Haryana) and Union Territories on India Political Map and mention its capital and places of interest.

Roll No.( 31 onwards) : Make a model of Earth and write the difference between Map and globe.


**SUBMIT THE PROJECT ON 12.07.2023**







## SCIENCE

1. Prepare a chart - Pet animals and their homes.
  2. Collect 8 different types of dry leaves, and paste them on an A-4 size sheet. Write about their uses also.
  3. Draw different means of transport (any 4) and mention their type on A-4 size sheet.
  4. Write a poem or a song on water and their uses.
- 

# हिंदी

1. परिवेश पाठ-3 और पाठ-4 से आठ पृष्ठ सुलेख लिखिए।
2. परिवेश पाठ 1 से 4 में दिए गए शब्द-अर्थ से एक शब्दकोष (Dictionary) बनाइए।
3. संज्ञा के 2 फ्लैशकार्ड बनाइए अपने क्रमांक के अनुसार।

क्रमांक

संज्ञा

1 – 15

व्यक्तिवाचक संज्ञा

16 – 30

जातिवाचक संज्ञा

31 – 46

भाववाचक संज्ञा

4. A-3 साइज शीट पर कोई भी चित्र बनाकर उसके बारे में कुछ पंक्तियाँ लिखिए (चित्र लेखन)।
5. A-3 साइज शीट पर 10 लिंग बदलो लिखिए व उनके चित्र बनाएँ या चिपकाएँ।





## GENERAL KNOWLEDGE (G.K.)

1. Make scrap file- Paste pictures of different dance forms of Indian states with names.
  2. Read newspaper daily and paste one headline thrice a week in the scrap file.
  3. Write minimum and maximum temperature from 1<sup>5th</sup> June to 3<sup>0th</sup> June in the scrap file.
- 