

Neo Convent Sr. Sec. School, Paschim Vihar, New Delhi-63

Summer Holidays Homework

Session: 2024-25

Name: _____ Class: UKG _____ Date: _____

Have A Happy Summer Time

Summer, summer,
I'm so glad you're here!

Summer, summer,
Let's give a cheer!

Summer, summer,
I'll meet you at the park.

Summer, summer,
Let's stay up till dark!

GENERAL INSTRUCTIONS

Encourage your child to feed the animals - Keep one bowl of water in the park / balcony / terrace for the street animals.

Encourage your child to play outdoor and indoor games instead of using gadgets.

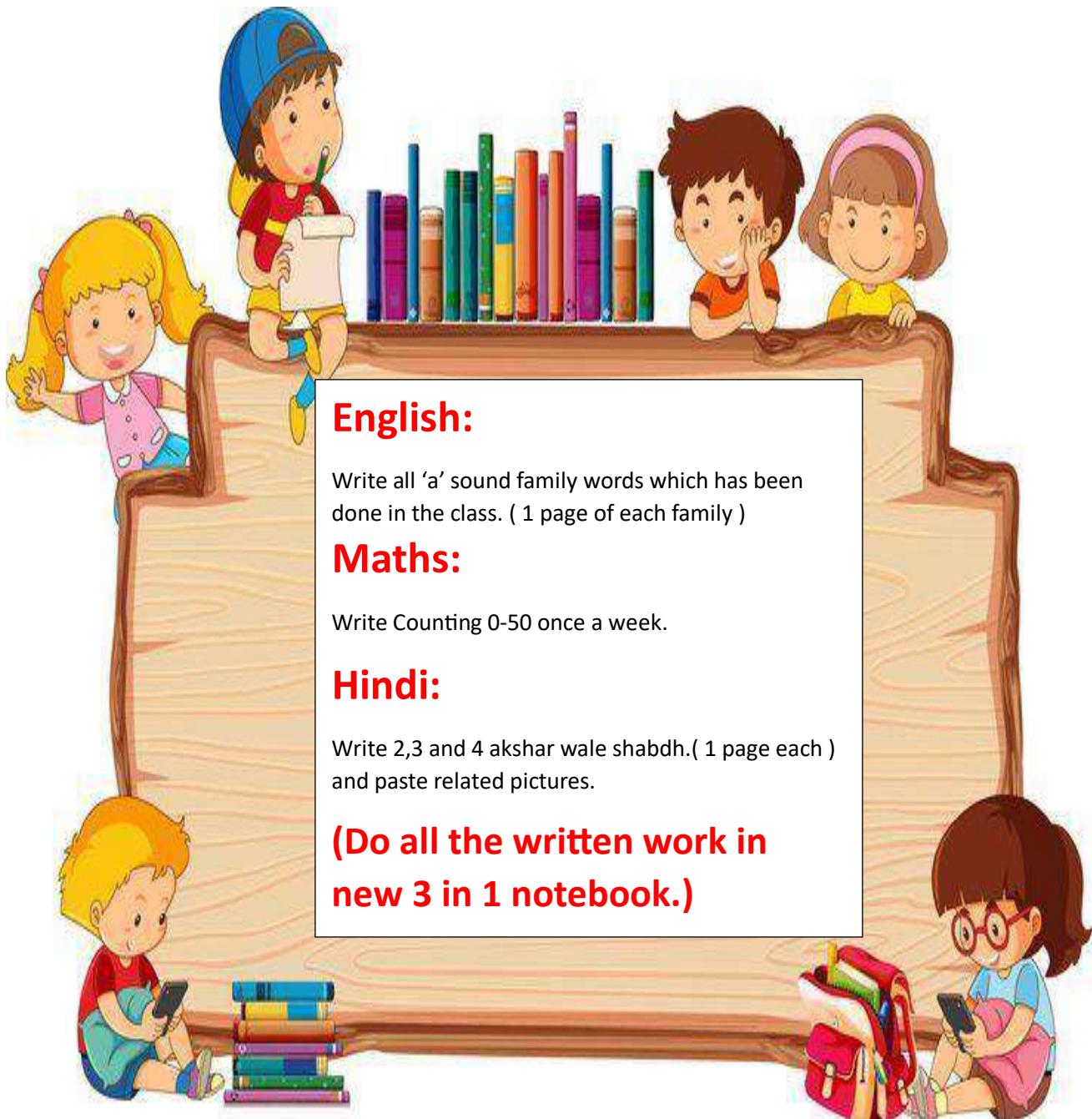
Encourage your child to converse in English.

Homework should be neat, creative, attractive and presentable.

Homework done by students only will be accepted.

Homework should be submitted in beautiful and creative folder.

You learn to write better by **reading**.
You learn to read better by **writing**.
Reading and writing work together to improve your **ability** to
think!



English:

Write all 'a' sound family words which has been done in the class. (1 page of each family)

Maths:

Write Counting 0-50 once a week.

Hindi:


Write 2,3 and 4 akshar wale shabd.(1 page each) and paste related pictures.

(Do all the written work in new 3 in 1 notebook.)

Mathematics

Q1.

Make a Shape Animal





Material required cutouts of different coloured shapes for making the animal and one A4 size plain white sheet to paste the animal and label it.

Q2.

Before and After

Write the numbers that come before and after the number in the middle.

	<input type="text"/>	8	<input type="text"/>	
<input type="text"/>	<input type="text"/>	1	<input type="text"/>	<input type="text"/>
<input type="text"/>	<input type="text"/>	6	<input type="text"/>	<input type="text"/>
<input type="text"/>	<input type="text"/>	2	<input type="text"/>	<input type="text"/>
<input type="text"/>	<input type="text"/>	5	<input type="text"/>	<input type="text"/>



.....

<input type="text"/>	<input type="text"/>	3	<input type="text"/>	<input type="text"/>
<input type="text"/>	<input type="text"/>	7	<input type="text"/>	<input type="text"/>
<input type="text"/>	<input type="text"/>	10	<input type="text"/>	<input type="text"/>
<input type="text"/>	<input type="text"/>	4	<input type="text"/>	<input type="text"/>
<input type="text"/>	<input type="text"/>	9	<input type="text"/>	<input type="text"/>

Q 3. Colour , write number names (0-5) on each petal for ex. One on one petal, Two on second petal and so on and cut out the shapes below. Paste them together on A4 size pastel sheet to build your own number name flower pot.

BUILD A FLOWER

Color and cut out the shapes below. Glue them together to build your very own flower! Place the flower onto construction paper to add a fun colorful background.



Q 4. Count the objects, write the numbers and add.



+

=



+

=



+

=



+

=

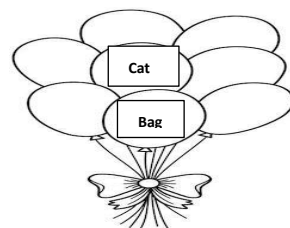



+

=



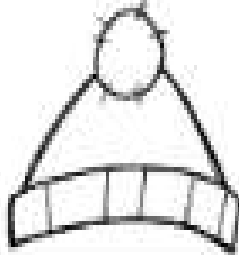





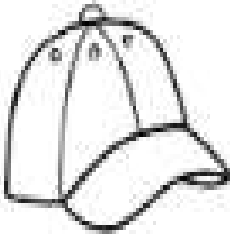

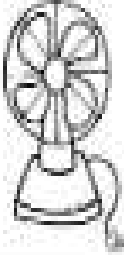



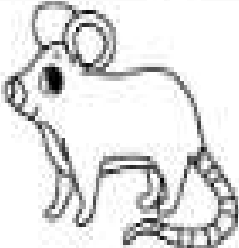

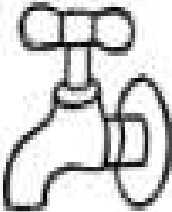







English

Q 5. Colour the balloons and write one three letter word of each 'a' sound family on each balloon.




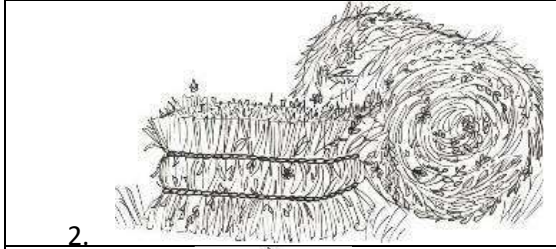
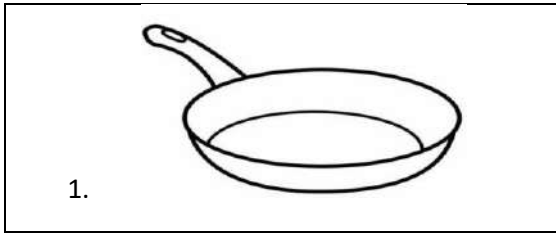


For reference :-

Q 6. Look at the picture and write the missing letters.

Q 7. Look and Write.



Q 8. Write 2 Rhyming words for the following.

1. Mall		
2. Fax		
3. Pan		
4. Mat		
5. Jab		
6. Dad		
7. May		
8. Ram		

Q 9. Make 2-2 words for the following.

1. B		
2. F		
3. T		
4. P		
5. R		

हिन्दी

प्र 10) चित्र देखो और शब्द पूरा करो।



प्र 11) नीचे दिए गए अक्षरों को जोड़कर सही शब्द बनाएं ।

क + स + र + त =

ब + र + त + न =

अ + च + क + न =

ग + र + द + न =

ह + र + क + त =

ब + र + ग + द =

ह + ल + च + ल =

स + र + प + ट =

अ + च + र + ज =

Art & Craft

Q 12. Make a hand print peacock by following the given steps and decorate it by using decorative material to make it more beautiful.