

NEO CONVENT SR. SEC. SCHOOL

PASCHIM VIHAR.

CLASS LKG

SESSION: - 2024-2025

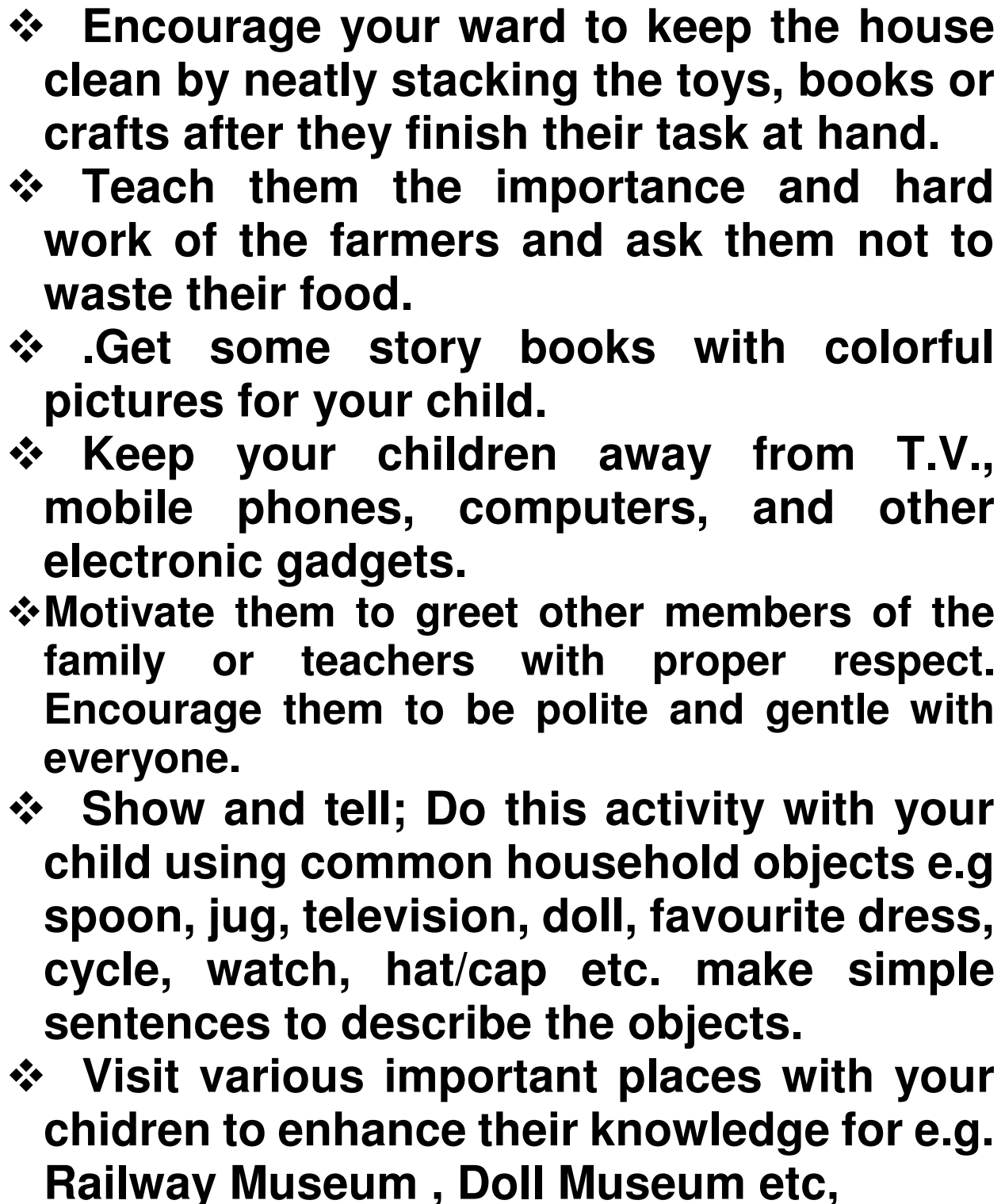


Dear Parents,

Holidays are the best time to step away from everyday life and reconnect with our children. It is the time to relax, enjoy and create a bond with our family.

Please take care of the following instructions



- 
- ❖ Encourage your ward to keep the house clean by neatly stacking the toys, books or crafts after they finish their task at hand.
 - ❖ Teach them the importance and hard work of the farmers and ask them not to waste their food.
 - ❖ .Get some story books with colorful pictures for your child.
 - ❖ Keep your children away from T.V., mobile phones, computers, and other electronic gadgets.
 - ❖ Motivate them to greet other members of the family or teachers with proper respect. Encourage them to be polite and gentle with everyone.
 - ❖ Show and tell; Do this activity with your child using common household objects e.g spoon, jug, television, doll, favourite dress, cycle, watch, hat/cap etc. make simple sentences to describe the objects.
 - ❖ Visit various important places with your children to enhance their knowledge for e.g. Railway Museum , Doll Museum etc,



General instructions to be followed while doing Holiday Homework.

- Use magic words Thank you, Please, Sorry and Excuse me.
- Inculcate the habit of writing.
- Speak simple sentences in English with your family members.
- Revise all the alphabet and numbers done so far.
- Learn five lines about myself.
- Avoid eating junk food.
- Exercise daily.
- Learn school morning prayer.
- Take a printout of the holiday homework and compile all the worksheets in a beautiful handmade folder.
- Do page no.10,11,12, 13, 14, 15, 16, 17, 18, 19 and 20 in your Develop your Art Skills (A) book. Practice free hand drawing of a Ball and hanky folding.
- Do page no.10 and 11 in your Fun with Writing Skills alphabet uppercase book.

NEO CONVENT SR. SEC. SCHOOL

Name _____ Class _____ Sec _____ Roll no. _____

Parent's Sign _____ Teacher's Sign _____

Art and Craft:

- ❖ Visit any one **Historical place** of your choice and paste pictures in A4 size sheet with beautiful borders along with the brief description of that place.
- ❖ Make a **scrap file** and paste all the outdoor activities performed with the pictures of the same. For example: Feeding the birds, Watering the plants, Helping the needy etc.

English

Q1. Choose any two alphabets from the given alphabets (L, T, I, F, E, Z, C, V, H) draw and colour any 2 pictures

related to the alphabet on an A3 size sheet. Initiate the child to draw by themselves.

Q2.) Match the following:

X



E



H



L



F



Q3.) Write the first alphabet of the given picture.



_____ .







5.



6.



Q4.) Practice the following alphabets.

L - _____

T - _____

I - _____

F - _____

E - _____

H - _____

V - _____




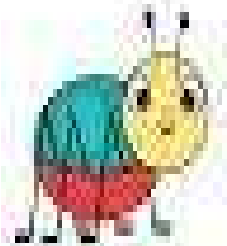
Z- _____

C- _____

X- _____

Q5) Trace the following dots:

Handwriting practice








Maths

Q1. Draw and Colour the circles for the given numbers.

1	
2	
7	
6	
4	

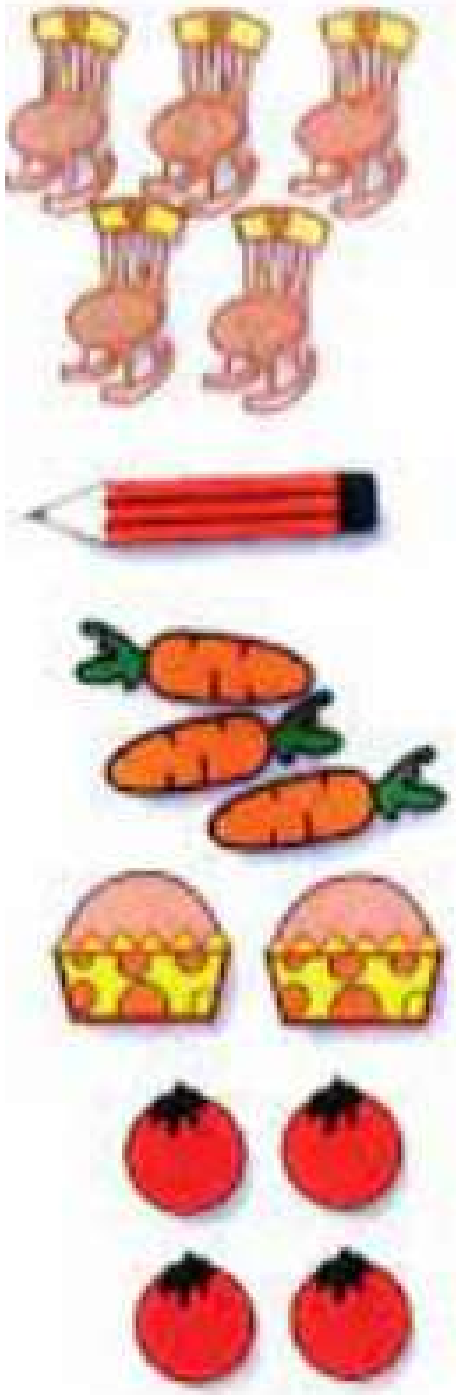
Q.2 Count and write.

Q.3) Colour the Tall object and cross the Short object.



Q.4) Match the picture with the correct number.



4

3

2


5

1

FUN WITH COLOURS

Q.5) Trace, draw and Colour the shapes according to the given colours mentioned below :

- a) Square shape - ORANGE
- b) Triangle shape - PURPLE
- c) Circle shape - YELLOW



-----X-----X-----X-----



... for adding to my summertime fun!
Here's wishing you have
happy & relaxing summer days too!