

Neo Convent Sr. Sec. School, Paschim Vihar, New Delhi-63

Summer Holiday Homework (2025-26)

CLASS - I



Dear Bright Minds,

Welcome to your exciting Summer Vacation Holiday Homework Guide! As we bid adieu to the school year and embrace the sunny days ahead, it's time to set forth on an adventure that blends relaxation, fun, and intellectual discovery. Imagine each sunny day as an open page in a book waiting to be written; it's your turn to fill it with learning and exploration!

As the warmth of summer beckons with the promise of adventure, let's remember that this break is more than just a pause from your studies. It's a golden opportunity to grow, learn, and uncover new interests far beyond the classroom walls. This holiday homework is crafted to accompany you on your summer journey, ensuring that every moment spent away from school is one of enrichment, creativity, and personal innovation.

Get ready to dive into a treasure trove of engaging activities, thought-provoking projects, and delightful assignments. Each task is designed with you in mind, catering to different interests and nurturing your unique learning style. Here's just a glimpse of what awaits you in these pages:

- **Exciting Reading Adventures:** Choose a captivating book to immerse yourself in. You might explore magical worlds, solve mysteries, or journey through history. After you finish, prepare an imaginative book report or even a creative video presentation to share your experience!

- **Hands-On Science Experiments:** Turn your backyard into a laboratory! Dive into fun experiments that reveal the wonders of nature.
- **Creative Writing Journeys:** Unleash your imagination through storytelling! Write a short story or a poem inspired by your summer experiences. Consider illustrating your piece or even crafting a short play with your friends to perform!
- **Outdoor Explorations:** Take a nature walk and observe the world around you.
- **Community Engagement:** Give back to your community by volunteering your time. Whether it's helping a neighbour or participating in a local clean-up, reflect on how your actions positively impact those around you.

With so many delightful activities to choose from, you have the freedom to personalize your summer learning experience. Embrace the spirit of adventure and let every assignment spark your curiosity and creativity.

Remember, as you embark on this journey, the path of learning is filled with surprises and opportunities. Every experience—be it big or small—adds a layer to the remarkable tapestry of who you are becoming. Approach your tasks with an open heart and a curious mind, and most importantly, allow yourself to enjoy each moment.

So, gear up for an unforgettable summer adventure! May this break fill your heart with joy, your mind with wonder, and your spirit with inspiration!

Happy Summer, and let the adventure begin!





Theme: Let's Explore the World of Stories!

ACTIVITY

Stories take us to magical lands and teach us many lessons. During your holiday, spend some quality reading time with your parents. Choose any one storybook of your choice. It could be:

- A bedtime story
- A moral story
- Stories from Akbar and Birbal
- A short story with animals

PART 1: Design Your Story Cover!

After reading the story:

- Draw and colour your version of the book cover (front page) for the story you read.
- Give it a title and add your name as the author/illustrator.
- Use your creativity with colours and designs!

PART 2: WORD DETECTIVE!

Let's find some special words from the story!

On an A3 size sheet:

1. Draw a big magnifying glass in the centre.
2. Divide the inside of the magnifying glass into four sections. Label them as:
 - PEOPLE

- PLACES
- ANIMALS
- THINGS

3. From the story, write 4-5 naming words (nouns) under each section.

4. Decorate your magnifying glass with fun doodles and colours!






Do 15 pages of English handwriting in a 3 in 1 notebook.

Remember: Be neat, colourful, and most importantly have fun while learning!

Neo Convent Sr. Sec. School, Paschim Vihar, New Delhi-63

English Worksheet – Class 1

Name: _____ Class _____ Sec _____ Roll No: _____

1. Fill in the blanks using a or an .   




a) I saw ____ elephant at the zoo.

b) She has ____ pencil in her bag.

c) He is eating ____ orange.

d) I need ____ eraser.

e) She wore ____ red dress.

2. Change the number of the following words.   


a) Cats _____

b) Book _____

c) Laptop _____

d) Tapes _____

e) Tree _____

3. Complete the days of the Week . 

a) Monday

b) _____

c) _____

d) _____

e) Friday

f) _____

g) Sunday

4. Circle the rhyming words that sound the same. 🎵

Word Rhymes With

a) Hat- cat / sun / dog

b) Star- jar / bed / man

c) Cake- fan / lake / bus

d) Bell- tell / run / box

5. Write 5 birds Name.

a) _____ b) _____ c) _____

d) _____ e) _____

6. Write 5 Animals Name . 🐘

a) _____ b) _____ c) _____

d) _____ e) _____

7.Fill in the blanks using in/on.

a) The book is _____ the table.



b) The ball is _____ the box.



e) The pencil is _____ the notebook.





1. Learn and write the tables of 2, 5 and 10 in 3in1 notebook twice a week.
2. Practice 5 sums of addition and subtraction (double digit without carry or borrow) once a week in 3 in 1 notebook.
3. Shape hunt: -On an A-3 size sheet students will draw or paste real-life objects that match different shapes (circle, square, triangle, rectangle oval) and will label each picture with the corresponding shape name.
4. Solving the problem- On an A-3 size sheet students will create a simple story with addition or subtraction problems using pictures that represent the problem.
5. Do the given worksheet.



NEO CONVENT SR. SEC SCHOOL, PASCHIM VIHAR, NEW DELHI-110063

Class-I

HOLIDAY HOMEWORK ASSIGNMENT

Maths

Name- _____ Class _____ Sec- _____ Roll No.- _____

Q1) Put <, >, = sign.

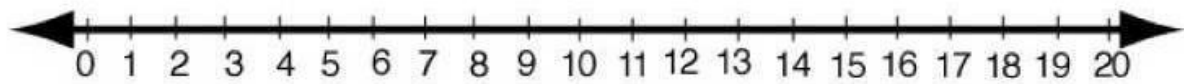
a) 108 _____ 118

b) 122 _____ 012

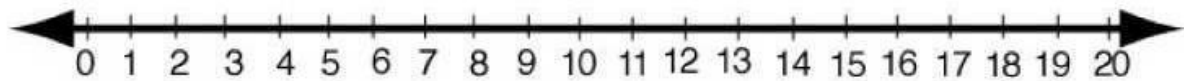
c) 199 _____ 119

Q2) Solve the following on the number line.

a. $8 + 6 =$ _____



b. $16 - 7 =$ _____



Q3) Write the number names or numerals of the following:-

a) 19- _____

b. 39- _____

c. Twenty-four- _____

d. Forty-three- _____

e. 016- _____

Q4) Write after, before and between.

a. 099 _____

b) _____ 110 _____

b. _____ 20

d) 49 _____

Q5) Do backward counting.

100									
									0

Q6) Circle the smallest number with red crayon and biggest number with blue crayon.

1. 24, 045, 09, 40, 100

2. 83, 78, 050, 41, 006

3. 45, 89, 21, 050, 069



रचनात्मक कार्य – 1 क से ह तक के शब्दों की शब्दावली बनाओ




रचनात्मक कार्य – 2 आ, इ और ई की मात्रा के शब्दों की लटकन बनाओ।



3 10 पृष्ठ सुलेख लिखे ।

4 कोई एक कहानी या कविता भाव सहित याद करें।

प्र.1 क से ह तक सभी व्यंजन लिखे ।



	माल	खाल	दाल
	बाट	नाक	खाट
	गाल	जाल	ताल
	हाल	ढाल	काल
	तारा	मारा	हारा
	भाव	नाव	राम

प्र3 नीचे दिए गए चित्रों के नाम लिखो ।



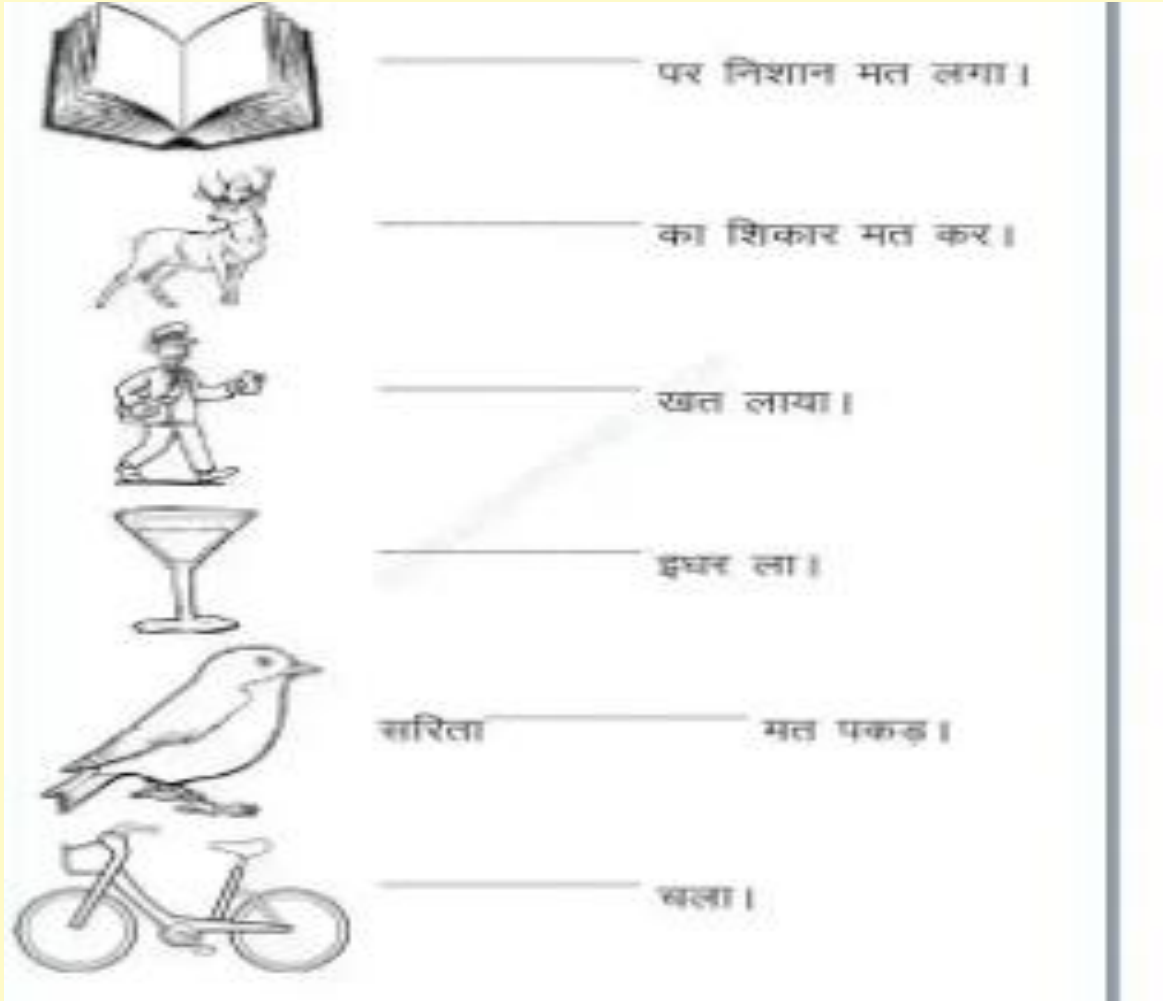
प्र4 नीचे दिए गए शब्दों के वाक्य बनाओ

सितार. _____

चिड़िया

रानी

प्र 5 चित्र देखकर खाली स्थान भरिए



प्र 6 नीचे दिए गए व्यंजनों से कोई दो शब्द लिखिए।

का _____

सि _____

ह _____

प्र7 नीचे दिए गए चित्रों को उनके शब्द से मिलाओ

	तीन
	डाली
	दीपक
	दीवार
	पक्षी
	बकरी

प्र8 नीचे दिए गए अक्षरों को चुनकर शब्दों को पूरा करो

कि	ली	दी	ती	डि	मि	रि	वि	टी
								
चि <input type="text"/> या	तित <input type="text"/>	बा <input type="text"/> श						
								
घर <input type="text"/>	<input type="text"/> सान	न <input type="text"/>						
								
<input type="text"/> ठाई	सी <input type="text"/>	<input type="text"/> मान						



Creative Corner

- 1. Create a Family collage-Include pictures of your family members, and things you do with them on an A-4 size sheet.**
- 2. Good hygiene habits – Make a poster on the essential hygiene habits for keeping different parts of the body clean. Illustrate each hygiene habits with colourful drawings or symbols on an A-3 size sheet.**
- 3. Do the given worksheet.**



Neo Convent Sr. Sec School, Paschim Vihar, New Delhi-110063

Class-I

HOLIDAY HOMEWORK ASSIGNMENT

EVS

Name- _____ Sec- _____ Roll No.- _____

Q1. Choose the correct answer.

a) Grandfather is?

i) Father's mother

ii) Uncle

iii) Father's father

b) Which of the following helps you to chew and bite food?

i) Tongue

ii) Teeth

iii) Neck

c) Which part of our body helps us to kick?

i) Hands

ii) Mouth

iii) leg

d) Small family has father, mother and

i) Cousins

ii) Children

iii) Grandparents

Q2. Circle the correct answer:

a) I use my (hands/legs) to walk.

b) I use my (eyes/nose) to see.

c) My (fingers/ears) help me to hear.

d) I use my (mouth/nose) to eat.

Q3. Fill in the blanks:

(eyes, two , nose , love , ears , care, family)

1. We have _____ legs.

2. We listen from our _____.

3. Members of _____ live together.

4. We smell with our _____

5. Family give us _____ and _____.


Q4. Crossword puzzle

- In this crossword puzzle, you will find words related to

family members and their roles.

- Read the clues carefully and fill in the correct family-related words. Let's see how many you can solve!

My family



ACROSS →

1. They love and take care of us.
2. The parents of our parents.
3. They can be our brothers or sisters.
4. A group of people who love and support each other.

DOWN ↓

5. The father of your mother or father.
6. The mother of your mother or father.

WORD BANK: PARENTS, GRANDPARENTS, SIBLINGS, FAMILY, GRANDFATHER, GRANDMOTHER



1.Children will create cheerful greeting cards for family and friends, expressing their summer wishes or sharing their activities.

2. Make a beautiful handmade paper bag.



3.Pen stand using waste material.



4.Do page no.-23,26 and 34 in the Art book.

Holidays Homework should be done by the child only, otherwise it wont be considered.

