

**Neo Convent Sr. Sec. School, Paschim Vihar, New Delhi-63**  
**Summer Holidays Homework**  
**Session: 2025-2026**  
**Class – LKG**



**Dear Parents,**

“Summer is where the fun never ends and memories are made”.

It is the time to relax, enjoy and create a bond with our family. So, let the warmth of the summer fill your heart with happiness.

**Please take care of the following instructions :**

1. ‘Knowledge is power’. Therefore, encourage your child to cultivate the reading habit.
2. A Healthy Mind Lives in a Healthy Body'. Encourage your child to go out and play because sports in still discipline, generate sporting spirits, channelize energies constructively.
3. Encourage your child to do the activities himself/herself and a lot a specific time to do homework every day.
4. Encourage them to keep the house clean by neatly stacking the toys, books or crafts after they finish their task at hand.

5. Motivate them to greet other members of the family or teachers with proper respect and encourage them to be polite and gentle with everyone.
6. Teach them the importance and hard work of the farmers and ask them not to waste their food.
7. Get some story books with colorful pictures for your child.
8. Keep your children away from T.V., mobile phones, computers, and other electronic gadgets. Praise your child and play games with your child.
9. Show and tell; Do this activity with your child using common household objects e.g spoon, jug, television, doll, favourite dress, cycle, watch, hat/cap etc. make simple sentences to describe the objects .

**General instructions to be followed while doing Holiday Homework :**

- Use magic words Thank you, Please, Sorry and Excuse me.
- When asking for something say “Please”.
- When receiving something say “Thank you”.
- If you need to get somebody’s attention the phrase excuse me’ is the most polite way to enter the conversation.
- Inculcate the habit of writing.
- Speak simple sentences in English with your family members.
- Revise all the alphabet and numbers done so far.
- Learn five lines about myself.
- Avoid eating junk food.
- Exercise daily.
- Learn school morning prayer.
- Take a printout of the holiday homework and compile all the worksheets in a beautiful handmade folder.

**NEO CONVENT SR. SEC. SCHOOL, PASCHIM VIHAR, NEW DELHI-63**

**CLASS – LKG**

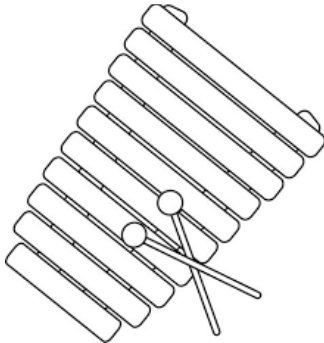
**SUBJECT – ENGLISH**

**NAME - \_\_\_\_\_ SEC- \_\_\_\_\_ ROLL NO. \_\_\_\_\_ DATE- \_\_\_\_\_**

Q1. Choose any 4 alphabets from the given alphabets (L, T, I, F, E, H) and make a collage on an A3 size sheet with the objects drawn related to the alphabet. Initiate the child to draw the objects by themselves.

Q2. Do page no.10 and 11 in your Fun with Writing Skills Alphabet uppercase book.

Q3. Circle correct alphabet for the following given pictures and colour the picture :



1.

A

M

X




2.

E

K

L



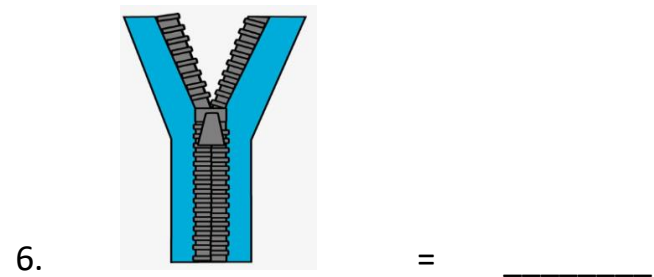

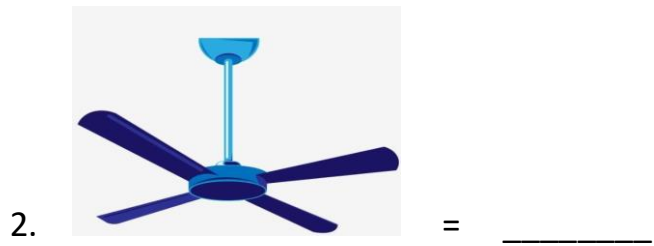
3.

N

H

O

Q4. Write the first alphabet of the given picture.



Q5. Practice the following alphabets.

1. Z - \_\_\_\_\_

2. C - \_\_\_\_\_

3. E - \_\_\_\_\_






4. T - \_\_\_\_\_

5. L - \_\_\_\_\_






6. F - \_\_\_\_\_

NAME - \_\_\_\_\_ SEC-\_\_\_\_\_ ROLL NO. \_\_\_\_\_ DATE-\_\_\_\_\_

Q1. Trace the number and colour the picture :











1	1	
2	2	
3	3	
4	4	
5	5	

Q2. Count the different fruits and circle the correct number :

	7	6	5
	6	5	4
	2	4	5
	4	3	9
	9	10	8



Q3. Count the object and match with the correct number :


	<b>5</b>
	<b>3</b>
	<b>1</b>
	<b>2</b>
	<b>4</b>
	<b>7</b>
	<b>10</b>
	<b>6</b>
	<b>8</b>
	<b>9</b>

Q4. Make a beautiful scenery with number caterpillar ( 1-10 ) on an A-4 size sheet:

Reference picture . ( Note : Kindly take some other picture of your choice )



Q5. Colour the picture according to the given number sequence :




## ART AND CRAFT :

Q1 . Do page no. 13, 14, 15, 16, 17, 18, 19 and 20 in your Develop your Art Skills (A) book.  
Practice free hand drawing of a Ball and hanky folding with origami sheet.

Q2. Make any one paper plate animal of your choice . You can refer to the given picture :



Q3 . Cut the given picture paste it on an A4 size coloured sheet , colour the picture and paste decorative material to make it beautiful .



\*\*\*\*\*