

CLASS – 2

# Summer Holiday



Hurray!!!The Summer Holidays are here...It's time to take a break, sit back & enjoy a few weeks on holiday! To keep the little ones engaged & be in touch with the learnings done in the class, the Summer Holiday Activities are designed with a motto of "Fun & Learn". Homework Worksheets & a bank of fun filled activities is being uploaded on our 'School Portal'.

So, parents, let them put their thinking caps & get their imagination going. Please download the Worksheets & Activities. Let us all help them be more confident & independent...

**Happy Holidays!!!**



Out of difficulties grow miracles. Tough time don't last.

Dear Students

The beginning of new session might not have been with pomp and show, but the spirit of teaching learning continues in the school. The summer vacations this time would not be ice creams, candies and cool pool, but time can be utilized in honing skills and interests.

It is easy to bloom, then to be a bud, but you are responsible young members of the nation and its our duty to follow rules. Here are some holiday activities designed for creative utilization of time. Give a flight to your imagination and spend time purposely.

**Some points to be remember**

- ❖ Drink plenty of juice and water to avoid dehydration.
- ❖ Make hand washing and hygiene a part of your routine.
- ❖ Holiday Homework is a part of subject enrichment and will be assessed on the basis of creativity and efforts of the students.
- ❖ It's the perfect time to enhance your speaking skills and vocabulary by conversing in English with your family and siblings.
- ❖ Reading is essential for those who seek to rise above the ordinary. Spend your quality time reading purposeful books.
- ❖ A beautiful handwriting makes a good impression. Practice one page of English and Hindi handwriting daily.
- ❖ Schedule your time for activities so that there is no piling up for the last moment.
- ❖ Holiday homework should be your authentic creative work.

# MATHEMATICS

- 1) Learn and write the tables of 2, 3, 4 and 5 in a separate notebook once in a week.
- 2) Practice 5 sums of addition (with carry) and subtraction (without borrow) once in a week in same notebook.

### **3) For roll no. 1 to 12 -**

Make a colourful abacus of any three digit number on an A-4 size sheet and write the place value and face value of the digit written at **hundred's place**.

### **For roll no. 13 to 24 -**

Make a colourful abacus of any three digit number on an A-4 size sheet and write the place value and face value of the digit written at **tens place**.

### **For roll no. 25 onwards -**

Make a colourful abacus of any three digit number on an A-4 size sheet and write the place value and face value of the digit written at **ones place**.

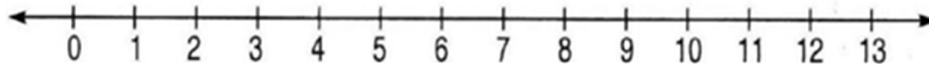
- 4) Solve the given assignment

NEO CONVENT SR.SEC.SCHOOL, PASCHIM VIHAR  
CLASS-II MATHS HOLIDAY HOMEWORK  
ASSIGNMENT

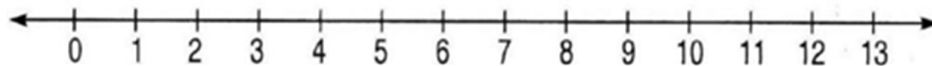
NAME-\_\_\_\_\_ SEC-\_\_\_\_\_. ROLL NO.\_\_\_\_\_

Q-1) Solve the following on the given number line-

a)  $6+4=$ \_\_\_\_\_ In words \_\_\_\_\_



b)  $9-4=$ \_\_\_\_\_ In words- \_\_\_\_\_



Q-2) Add the following-

1) T O

5 7

+ 4 4

\_\_\_\_\_

2) T O

6 6

+ 2 7

\_\_\_\_\_

Q-3) Identify the following as odd and even-

1) 460- \_\_\_\_\_

2) 379- \_\_\_\_\_

3)  $12 - \underline{\hspace{2cm}}$

4)  $25 - \underline{\hspace{2cm}}$

Q-4) Put the sign of (  $<$ ,  $>$  or  $=$  )

1)  $179 \underline{\hspace{1cm}}$   $167$

2)  $7 - 2 \underline{\hspace{1cm}}$   $9 - 3$

3)  $098 \underline{\hspace{1cm}}$   $98$

4)  $4 + 3 \underline{\hspace{1cm}}$   $5 + 2$

Q-5) Sunita had 229 bedsheets in her shop. She sold 117 bedsheets to Anita. How many worksheets were left with her?

---

---

---

---

---

---

---

---

---

IN WORDS-

---

Q-6) There were 77 people on the railway station. 67 more people reached. How many total people were there on the railway station?

---

---

---

---

---

---

---

---

IN WORDS-

---



## हिंदी

### हिंदी अवकाश कार्य

पाठ १ और पाठ ३ को पुनः पढ़ें तथा शब्दार्थ , प्रश्नोत्तर व □ अभ्यास कार्य याद करें।

लेखन कार्य

- "हरी सब्जियों का महत्व" विषय पर दस पंक्तियाँ लिखें।


15 पेज सुलेख लिखें। (अलग अभ्यास नोटबुक)

**गतिविधि कार्य :**


- "ी" की मात्रा की शब्द रेल (ए 4 साइज शीट ) पर प्रस्तुत करें। ( रोल न 1 से 17 तक )
- पौष्टिक आहार के चित्र (ए 4 साइज शीट ) में बनाकर उनमें रंग भरकर नाम लिखें। ( रोल न 18 से 36 तक )

## हिन्दी कार्यभार

प्रश्न 1. चित्र देखकर नाम लिखो एवं रंग भरु:



\_\_\_\_\_



\_\_\_\_\_

प्रश्न 2. दिए गए प्रश्नों के उत्तर लिखें।

1. दो यातायात के साधनों के नाम \_\_\_\_\_

2. दो फूलों के नाम: \_\_\_\_\_

3. दो फलों के नाम \_\_\_\_\_.

प्रश्न 3. दिए गए शब्दों से वाक्य बनाओ :

1. सवेरा - \_\_\_\_\_



2. पालक - \_\_\_\_\_

3. सब्जियाँ - \_\_\_\_\_

प्रश्न 4. नया सवेरा आपके जीवन में क्या लेकर आता है  
पाँच शब्दों में वर्णन करें-

1. \_\_\_\_\_

2. \_\_\_\_\_

3. \_\_\_\_\_

4. \_\_\_\_\_

5. \_\_\_\_\_



NEO CONVENT SCHOOL, PASCHIM VIHAR,  
NEW DELHI - 110063  
CLASS - II  
SUBJECT - EVS  
SUMMMERS HOLIDAY HOMEWORK

WORKSHEET

Q1) Rearrange the letters to find the name of the body parts-

1. rea - \_\_\_\_\_
2. gel - \_\_\_\_\_
3. ahnd - \_\_\_\_\_
4. yees - \_\_\_\_\_
5. oens - \_\_\_\_\_
6. daeh - \_\_\_\_\_
7. infegsr - \_\_\_\_\_
8. cnek - \_\_\_\_\_

Q2) Fill in the blanks-

[ Smell, taste, see, hear, feel ]

1. I can \_\_\_\_\_ different shapes.
2. I can \_\_\_\_\_ sweets.
3. I can \_\_\_\_\_ soft teddy bear.
4. I can \_\_\_\_\_ sweet fragrance of flowers.
5. I can \_\_\_\_\_ soft music.

Q3) Write two things we do with the help of our -

1. Legs - \_\_\_\_\_ and \_\_\_\_\_
2. Hands - \_\_\_\_\_ and \_\_\_\_\_
3. Back - \_\_\_\_\_ and \_\_\_\_\_
4. Knees - \_\_\_\_\_ and \_\_\_\_\_

Q4) Draw, colour and label any two sense organs -



Q5) Fill in the blanks -

1. We should \_\_\_\_\_ our elders.
2. A \_\_\_\_\_ family has only parents and children.
3. My mother's relatives are my \_\_\_\_\_ relatives.
4. A \_\_\_\_\_ family has parents, grandparents, uncle, aunt and cousins all living together in the same house.
5. I help everyone at home by \_\_\_\_\_.

Q6) Identify the relation -

1. Your mother's mother - \_\_\_\_\_
2. Your mother's father - \_\_\_\_\_
3. Your father's mother - \_\_\_\_\_
4. Your father's father - \_\_\_\_\_
5. Your mother's sister - \_\_\_\_\_
6. Your father's brother - \_\_\_\_\_

Q7) Write three ways in which you show love to your family.

---

---

---

---

---

Q8) What is the role of your grandparents in your life. Write three points.

---

---

---

---

---

Q9) Define-

1. Cousins-

---

2. Paternal relatives-

---

## Activity

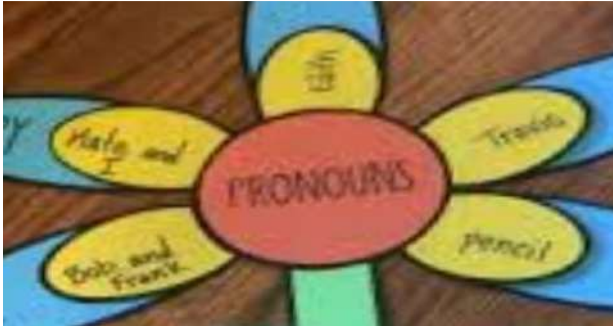
Let us all make colourful flashcards! Choose any **one topic** and make **5 flashcards**.

Don't forget to cover your flashcard with a plastic sheet.

- Our sense organs and their functions
- Ways to help your family
- Role of your parents and grandparents in your life
- Good food habits



5. Rhyming Petals: Make a 3-d model of bouquet of flowers by writing 4 rhyming words in different petals.



6. Do 10 pages of handwriting in a separate notebook.

## Class II English Worksheet

Name - \_\_\_\_\_ Sec- \_\_\_\_\_ Roll.  
No- \_\_\_\_\_

\*\*\*\*\*

**Q1. Circle the describing words.**

- The warm sand felt nice on their small feet.
- I need a rectangular scarf.
- This sum is easy, but that sum is difficult.

**Q2. Choose the correct word to fill in the blanks.**

- There was \_\_\_\_\_ (a/an) man named Ramesh.



- b. Today is \_\_\_\_\_ (a/an) holiday.
- c. The grass \_\_\_\_\_ (is/are) green.
- d. Thi word \_\_\_\_\_( has/have) similar meaning.

**Q3. Write the opposite words of**

- a. Never - \_\_\_\_\_ d) Beautiful - \_\_\_\_\_
- b. Long - \_\_\_\_\_ e) Tall- \_\_\_\_\_
- c. Difficult - \_\_\_\_\_ f) Big - \_\_\_\_\_

**Q4. Underline the nouns in the given sentences.**

- a. My birthday is in October.
- b. John and Robert are twins.
- c. The kids went to the mountains.
- d. I live in Mumbai.

**Q5. Change the numbers of the given nouns.**

- a. Boxes - \_\_\_\_\_ b) Wish- \_\_\_\_\_
- b. Pitch - \_\_\_\_\_ e) Fish \_\_\_\_\_

c. Toys - \_\_\_\_\_

f) Sheep - \_\_\_\_\_

**Q6. Underline the action words.**

a. The worm ate the apple.

b. He went to the mall.

c. The frog sat on a rock.

d. He is hopping like a rabbit.

**Q7. Write 5 line on 'My Mother'**

---

---

---

---

---

---

---

## ART AND CRAFT

1. Draw a scenery using ice-cream sticks in A4 size sheet.

OR

2. Make different types beautiful flowers using pulses in A4 size sheet.



3. Do pg no- 22 and 23 of Go colours art book.