



Dear Students,

Welcome to your Summer Vacation Holiday Homework Guide! As the school year draws to a close and the enticing warmth of summer envelops us, it's time to embark on a journey of both relaxation and intellectual exploration. While the long days of summer may tempt us with thoughts of endless play and leisure, let us not forget the immense potential for growth and learning that this time offers.

This Holiday homework is designed to accompany you through your summer break, ensuring that your time away from the classroom is not just a hiatus from academic pursuits, but an opportunity for enrichment, discovery, and personal development. Within these pages, you will find a carefully curated selection of assignments, activities, and projects, each crafted to ignite your curiosity, nurture your skills, and expand your horizons.

As you flip through these pages, you'll discover a variety of tasks tailored to suit different interests, learning styles, and academic goals. From thought-provoking reading assignments to hands-on experiments, from creative writing prompts to outdoor adventures, the possibilities are as vast and diverse as the summer sky.

But beyond the pursuit of academic excellence, these tasks will also encourage you to embrace the spirit of exploration and self-discovery. Use this time to delve into subjects that fascinate you, to pursue hobbies and interests that bring you joy, and to challenge yourself to step outside of your comfort zone. Whether you're exploring a new hobby, learning a new skill, or simply taking time to reflect on your own dreams and aspirations, let this summer be a season of personal growth and transformation.

Remember, the journey of learning never truly ends, and every experience, no matter how small, has the potential to enrich your life in ways you never imagined. So, as you embark on your summer vacation adventures, I encourage you to approach each assignment with an open mind, a curious spirit, and a sense of wonder. And above all, don't forget to have fun!

Wishing you a summer filled with sunshine, laughter, and boundless opportunities for learning and growth.



## Holiday Homework assignment - ENGLISH


**ACTIVITY:** Reading is a great learning source when we learn to enjoy it. While spending quality time with your child, make him/her read any story/ book of your choice. It could be –

- Fairy Tales.
- Old famous fairy tales like Cinderella, Snow White.
- Stories from Panchatantra.

1. Draw and colour any favourite character from the story/book you read and make book mark.

2. On the basis of the book read by you complete the worksheet-

**NAMING WORDS ARE POPPING!** Take an A3 size sheet of white colour and make a border measuring 2 cm. Divide the sheet into four equal parts. Draw and colour large size popcorn bucket as shown and name them as 'PEOPLE', 'PLACES', 'ANIMALS' and 'THINGS' respectively. Take 6-7 popcorn cut-outs and write the naming words on the basis of book you read for each popcorn bucket and your popcorn bucket will be ready. Enjoy!



- Do 15 pages of English handwriting in a separate notebook.
- Do the given assignment.

Name \_\_\_\_\_ sec \_\_\_\_\_ Roll No \_\_\_\_\_


Q1- Fill in the blanks using is/am/are

a) He \_\_\_\_\_ sleeping.



b) It \_\_\_\_\_ a big house.

c) These \_\_\_\_\_ apples.



d) I \_\_\_\_\_ a doctor.

e) Tina \_\_\_\_\_ dancing.



f) I \_\_\_\_\_ happy.

Q2- Singular/ Plural words are sweet like candies! Let's sort the following words into Singular and Plural and put them in the candy jar for our sugary memory.

cars	hat	girls	kite	apples	chair	clock	pen	tools	Lion



Q3 -Rearrange the letters.

1. F O E R L W \_\_\_\_\_



2. E B O T T L \_\_\_\_\_





3. T B E L A \_\_\_\_\_



4. E N P L I C \_\_\_\_\_

Q4- Fill in the blanks using in/on.



a. The book is \_\_\_\_\_ the table.



b. The ball is \_\_\_\_\_ the box.



c. The pencil is \_\_\_\_\_ the notebook.



1. Learn and write the tables of 2,5 and 10 in 3in1 notebook twice a week.
2. Practice 5 sums of addition and subtraction (double digit without carry or borrow) once a week.
3. Make a picture on an A-3 size sheet using 2-D pictures (triangle, square, circle etc.) Like joker, hut etc.
4. Make one Abacus model using cardboard, beads etc.(48X50cm)
5. Do the given worksheet.



Neo Convent Sr. Sec School, Paschim Vihar, New Delhi-110063

Class-I HOLIDAY HOMEWORK ASSIGNMENT Maths

Name- \_\_\_\_\_ Sec- \_\_\_\_\_ Roll No.- \_\_\_\_\_

Q1) Put  $<$ ,  $>$ ,  $=$  sign.

1)  $108$  \_\_\_\_\_  $118$

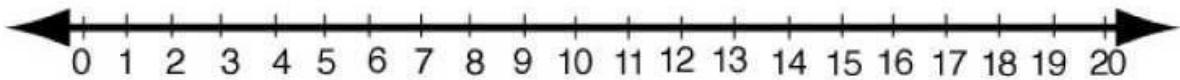
2)  $122$  \_\_\_\_\_  $012$

2)  $07$  \_\_\_\_\_  $077$

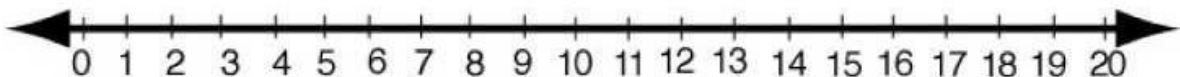
4)  $199$  \_\_\_\_\_  $119$

Q2) Solve the following on the number line.

a.  $8 + 6 =$  \_\_\_\_\_



b.  $16 - 7 =$  \_\_\_\_\_



Q3) Write the number names or numerals of the following:-

a. 19- \_\_\_\_\_

b. 39- \_\_\_\_\_

c. Twenty four- \_\_\_\_\_

d. Forty three- \_\_\_\_\_

e. 016- \_\_\_\_\_

Q4) Write after, before and between.

a. 099 \_\_\_\_\_

b) \_\_\_\_\_ 110 \_\_\_\_\_

b. \_\_\_\_\_ 20

d) 49 \_\_\_\_\_



**Q5. Do backward counting.**

100									
									0

**Q6) Circle the smallest number with red crayon and biggest number with blue crayon.**

1. 24, 045, 09, 40, 100
2. 83, 78, 050, 41, 006
3. 45, 89, 21, 050, 069
4. 22, 080, 46, 001, 160



### **Creative Corner**

**1. Body alphabet – Make a collage on A3 size sheet related to the body for each letter of the alphabet.**

**For example, A for arms, B for the brain, and C for chin.**

**2. Hygiene Rules – Make a poster on the essential hygiene rules for keeping different parts of the body clean. Illustrate each hygiene rule with colourful drawings or symbols.**

**3. Do the given worksheet.**



Neo Convent Sr. Sec School, Paschim Vihar, New Delhi-110063

Class-I                      HOLIDAY HOMEWORK ASSIGNMENT                      EVS

Name- \_\_\_\_\_ Sec- \_\_\_\_\_ Roll No.- \_\_\_\_\_

Q1. Choose the correct answer.

a) Which part of our body helps us in writing?

i) Hands            ii) Neck            iii) Mouth

b) Which of the following helps you to chew and bite food?

i) Tongue            ii) Teeth            iii) Neck

c) Which part of our body helps us to kick?

i) Hands            ii) Mouth.            iii) leg

d) We can \_\_\_\_\_our teeth twice a day.

i) eyes            ii ) teeth.            iii) chin

Q2. Rearrange the letters to make the name of body parts.

1. INCH - \_\_\_\_\_

2. EGL- \_\_\_\_\_

3. ANHD - \_\_\_\_\_

4. DEAH - \_\_\_\_\_

5. YEE - \_\_\_\_\_

Q3. Fill in the blanks:

(eyes, two , nose , walk , ears )

1. We have \_\_\_\_\_ hands.
2. We listen from our \_\_\_\_\_.
3. We watch cartoons with our \_\_\_\_\_
4. We smell with our \_\_\_\_\_
5. We \_\_\_\_\_ with our legs.

Q4. Draw and colour any 5 body parts.

--	--

--	--





--



### रचनात्मक कार्य – 1

'A4 आकार की शीट पर काई भी 5 'ई' की मात्रा वाले शब्द लिखे और उनके चित्र चिपकाएँ।

### 'ई' की मात्रा वाले शब्द

चित्र (फोटो)	ई की मात्रा का शब्द
	राखी
	चाबी
	बकरी
	मछली
	खिड़की

## रचनात्मक कार्य – 2

किन्हीं 5 शब्दों से शब्द रेल बनाए ।



3 15 पृष्ठ सुलेख लिखें।

4 कोई एक कहानी या कविता भाव सहित याद करें।

निओ कान्वेंट स्कूल, पश्चिम विहार, नई दिल्ली – 110063

विशय – हिन्दी कक्षा – 1 ग्रीष्मावकाश गृहकार्य

**कार्यपत्रक**

नाम –..... .भाग –..... अनुक्रमांक –.....

प्र.1	क से ह तक सभी व्यंजन लिखें –
प्र.2	कोई चार रंगों के नाम लिखें –

प्र.3	नीचे दिये गए व्यंजनो से दो – दो शब्द बनाओ –
1	का –
2	ल –
3	सि –
4	बा –
5	ट –
6	चि –
प्र.4	नीचे दिए गए शब्दों से वाक्य बनाओ –



1	मिठाई –
2	छाता –
3	घर –
4	पालक –
5	किताब –
प्र.5	कोई चार अंगो के नाम लिखो और चित्र बनाओ –

प्र.6	सही शब्द को गोला लगाओ –

1	टिकया	टिकिया	टकिया
2	मटर	मठर	मटार
3	तबाल	ताबल	तबला
4	चिमटा	चमिटा	चिमट
5	पाठशला	पाठशाल	पाठशाला



**1. Make any one of the following**

**a) Popsicle stick fish.**



**b) Pen stand using waste material.**



**3. Do page no. 25, 17, 41, 33 in Art book.**